


BIPV Bifacial PV Components

Monocrystalline Laminated Glass Module DDM105C



Longer lifetime, more generation

30-year power output, 50-year operating lifetime, 20% additional power than normal solar panel.



Redefining architectural aesthetics with innovation and technology

BIPV components, strong sense of science and technology, artistic and splendid, integrating multiple functions, energy conservation and power generation, creating more value.



Perfect waterproof and safety

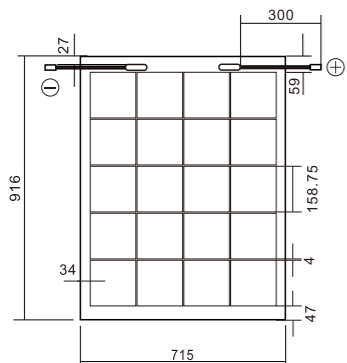
Through structural optimization, rainwater flows down to ensure water resistance; double glasses.



Convenient maintenance

Glass surface, very easy to clean.

Module drawing(mm)



Performance Parameters


Model	DDM-105C
Maximum power at STC (Pm/Wp)	105
Maximum power voltage (Vmp/V)	11.0
Maximum power current (Imp/A)	9.55
Open circuit voltage (Voc/V)	13.0
Short circuit current (Isc/A)	10.51
Transparent (%)	23
Working temperature (°C)	-40~85
Fault structure (mm)	3.2mm tempered glass+0.45EVA+ bifacial mono cells+0.45EVA+3.2mm tempered glass
Cable	4mm ² /300mm
Dimension	916mm*715mm
Weight	11.5kg
Wind loads resistance	2.4KN/m ²
Cells No.	20 (5*4)

*STC (AM1.5, 1000W/m², cell temperature 25°C)



BIPV Bifacial PV Components

Monocrystalline Laminated Glass Module DDM215C



Longer lifetime, more generation

30-year power output, 50-year operating lifetime, 20% additional power than normal solar panel.



Redefining architectural aesthetics with innovation and technology

BIPV components, strong sense of science and technology, artistic and splendid, integrating multiple functions, energy conservation and power generation, creating more value.



Perfect waterproof and safety

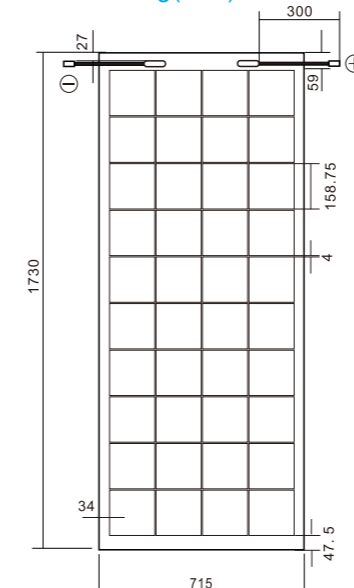
Through structural optimization, rainwater flows down to ensure water resistance; double glasses.



Convenient maintenance

Glass surface, very easy to clean.

Module drawing(mm)



Performance Parameters

Model	DDM-215C
Maximum power at STC (Pm/Wp)	215
Maximum power voltage (Vmp/V)	21.0
Maximum power current (Imp/A)	10.24
Open circuit voltage (Voc/V)	26.0
Short circuit current (Isc/A)	11.27
Transparent (%)	18.5
Working temperature (°C)	-40~85
Fault structure (mm)	3.2mm tempered glass+0.45EVA+ bifacial mono cells+0.45EVA+3.2mm tempered glass
Cable	4mm ² /300mm
Dimension	1730mm*715mm
Weight	21.8kg
Wind loads resistance	2.4KN/m ²
Cells No.	40 (10*4)

*STC (AM1.5, 1000W/m², cell temperature 25°C)

